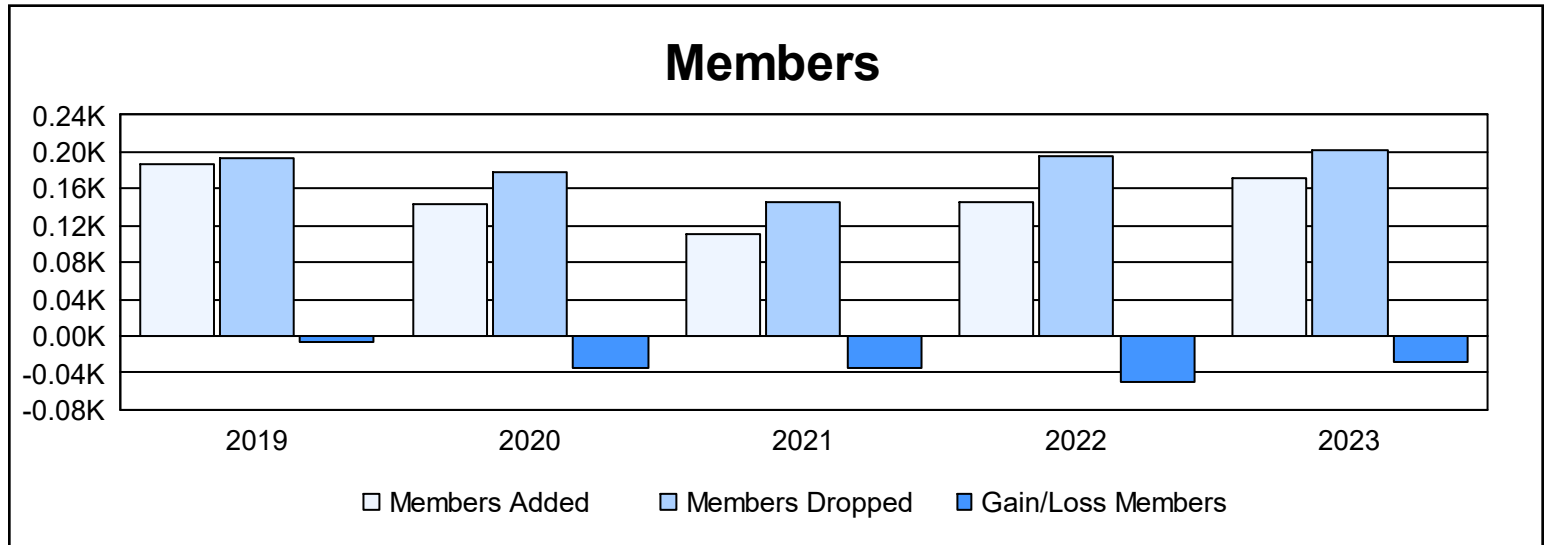
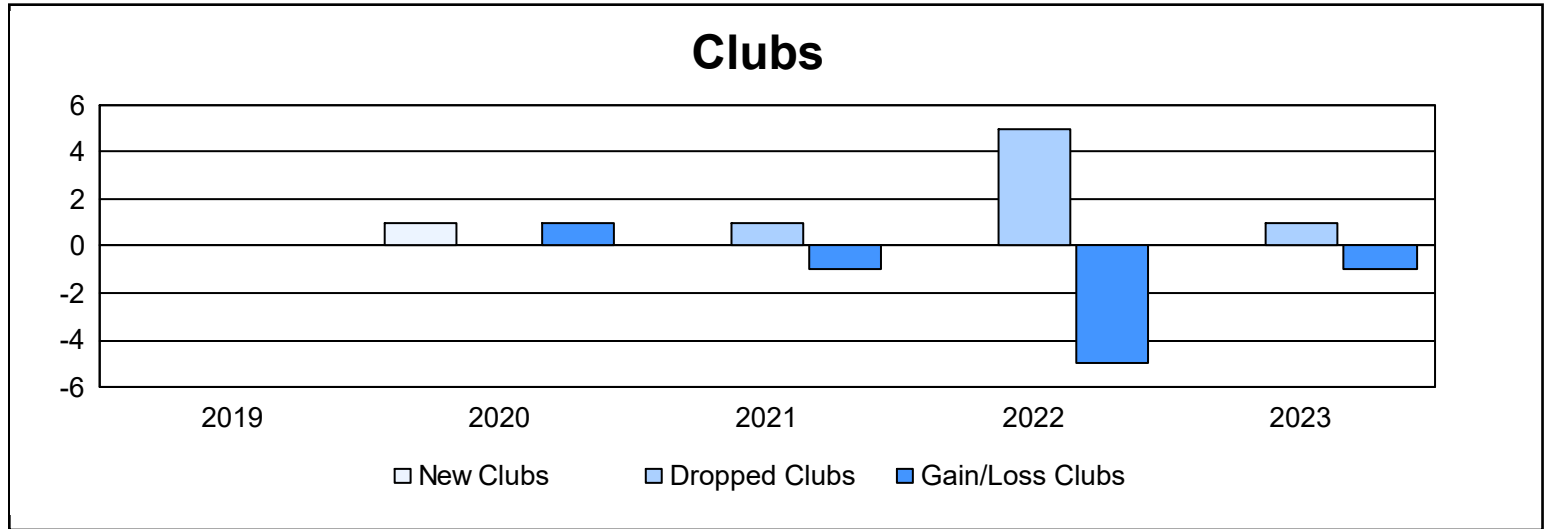
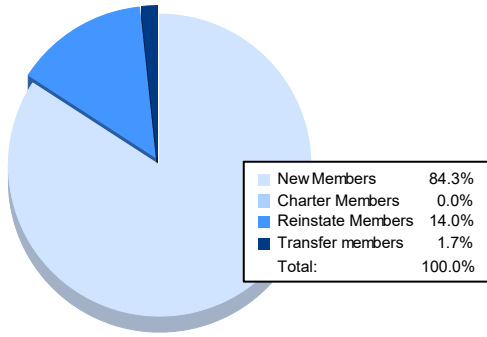


| Year | New Clubs | Dropped Clubs | Gain/ Loss Clubs | New Members | Charter Members | Reinstate Members | Transfer Members | Total Member Added | Total Members Dropped | Gain/ Loss Members |
|----------------|-----------|---------------|------------------|-------------|-----------------|-------------------|------------------|--------------------|-----------------------|--------------------|
| 2018-2019 | 0 | 0 | 0 | 169 | 0 | 12 | 6 | 187 | 193 | -6 |
| 2019-2020 | 1 | 0 | 1 | 110 | 20 | 6 | 7 | 143 | 177 | -34 |
| 2020-2021 | 0 | 1 | -1 | 100 | 0 | 6 | 5 | 111 | 145 | -34 |
| 2021-2022 | 0 | 5 | -5 | 130 | 1 | 7 | 8 | 146 | 196 | -50 |
| 2022-2023 | 0 | 1 | -1 | 145 | 0 | 24 | 3 | 172 | 201 | -29 |
| Average | 0 | 1 | -1 | 131 | 4 | 11 | 6 | 152 | 182 | -31 |



Membership Composition June 2023 Cumulative



Gender Composition June 2023 Cumulative

